

FAA Golf Club Tournament Results

Date:	March 30, 2024	Location:	Hefner South
Type:	Individual	Cost:	\$10.00 (prize fund)

Gross

Place	Name	Handicap	Gross	Net	Comments
1	Brian Smith *	0	78	78	\$62.00
2	Curtis Ororke	10	81	71	\$25.00; 2 nd HCP #14
3	Monty Kinder *	0	81	81	\$15.00
4	Corey Black	17	82	65	\$10.00; 2 nd HCP #14

Net

Place	Name	Handicap	Gross	Net	Comments
1	Evan Hess	23	84	61	\$62.00
2	Richard Fletcher	34	96	62	\$25.00; 2 nd HCP #14
3	Chris Brumley	34	96	62	\$15.00
4	Jeff Lusch	27	89	62	\$10.00; 2 nd HCP #14

Closest to Pin(s) - \$10.00 each

Hole	Name
3	Russ Goering
5	Corey Black
7	Cody Deaton
13	Cody Deaton
15	Curtis Ororke
17	Monty Kinder

Long Drive(s) - \$10.00 each

Hole	Name (Blue)
9	Curtis Ororke

Hole	Name (White)
9	Patrick Bunce

Hole	Name (Gold)
9	Nick Doyon

Hole	Name (Women)
9	Jennifer DeSouza








Fewest Putts

Name	#	Comments
Alex Medina	28	Sleeve of golf balls; 1 st HCP #2

<http://www.eagolfclub.com>

FAA Golf Club 2024 Hefner South Results Complete Scoreboard (Alphabetical)

Last Name	First Name	Out	In	Gross	Handicap	Net	Putts	Tees Played
Adkins	Ray	53	50	103	36	67	41	Yellow
Ballenger	Carl	45	43	88	18	70		Blue
Black	Cory	40	42	82	17	65	31	
Black *	Scott	41	47	88	0	88	30	Blue
Bostic *	Tim	48	42	90	0	90	32	
Brumley	Chris	42	54	96	34	62	36	
Brumley *	Tyler	46	46	92	0	92	33	
Bunce *	Patrick	43	47	90	0	90	38	
Burchett	Dave	41	46	87	20	67	31	
Burchett	Devin	43	39	82	14	68	33	Blue
Collins	Charles	48	51	99	36	63	30	
Coward *	Cody	58	57	115	0	115	45	
Crouch *	Tommy	39	46	85	0	85	30	
Damron	Jack				WD			Yellow
Deachin	Ryan	49	49	98	31	67	31	
Deaton	Cody	46	52	98	16	82	39	Blue
Deaton	David	45	55	100	27	73	40	Yellow
Depue	Dave	40	44	84	11	73		
DeSouza	Jennifer	42	49	91	21	70	38	Red
Douglas	Joe	51	48	99	22	77	0	
Doyon	Nick	42	59	101	27	74	36	Yellow
Dunne	John	55	48	103	27	76	36	
Eigner	Willie	50	50	100	28	72	0	Yellow
Fitts	Don	45	56	101	16	85	51	
Fletcher	Dale	43	46	89	17	72	34	
Fletcher	Gary	45	48	93	31	62	35	
Fletcher	Richard	46	50	96	34	62	34	
Gallagher	Greyson	41	41	82	14	68	30	Blue
George	Scott	41	53	94	20	74	0	Blue
Goering	Russell	40	52	92	15	77	34	
Gonzalez	Sam	42	43	85	21	64	29	
Graro	Eric	50	48	98	27	71	39	
Hammer	Jana	56	63	119	40	79	38	Red
Hamner *	Ethan	46	49	95	0	95	34	
Hamner	Mike	47	43	90	21	69	28	
Hastings	Scott	49	50	99	29	70	38	
Hess	Evan	41	43	84	23	61	33	
Jaha	Thomas	48	47	95	27	68	33	
Kessler	Dave				WD			
Kessler	Vicky	61	65	126	40	86	40	Red
Kinder *	Monty	43	38	81	0	81	32	
Landini	Mark	51	49	100	22	78	30	
Lemmon	Gary	64	58	122	36	86	39	
Lemmon	Valerie	67	66	133	35	98	37	Red
London	Billy	49	46	95	19	76	42	Blue
Lusch	Jeff	45	44	89	27	62	31	
Mack	John	46	55	101	23	78	39	
Maloney	Jade	39	45	84	17	67	34	Blue
Maloney	Mike	41	48	89	22	67	36	
Maxwell	Jeriah	56	45	101	33	68	33	

Medina	Alex	40	43	83	10	73	28	
Medina *	Zeke	51	54	105	0	105	29	
Menz *	Dale	53	53	106	0	106	36	
Milette *	Scott	48	50	98	0	98	37	
Musselman	Scott	50	57	107	31	76	41	
Nelson	John	44	51	95	27	68	37	
Nelson	Keith	48	49	97	17	80	33	
Ororke	Audie	52	55	107	24	83	28	
Ororke	Curtis	38	43	81	10	71	33	
Osweiler	John	56	65	121	36	85	37	
Palmeter	Jason	51	58	109	27	82	37	
Poole **	Todd	45	43	88	18	70	29	
Reding	Bill	47	53	100	24	76	36	
Samuel	Les	45	46	91	20	71	33	
Schilberg	Dean	48	46	94	27	67	35	
Scroggins *	Jake	42	42	84	0	84	34	
Shepherd-Madsen	Laura	60	62	122	0	122	39	
Smith *	Brian	38	40	78	0	78	34	
Thatcher	Ronnie	43	46	89	19	70	32	
Williams	Brian	45	48	93	20	73	0	
Woodard	Walter	51	49	100	25	75	38	
Wright	Todd	45	47	92	20	72	36	
Young	Eric	53	57	110	36	74	0	

* Denotes new member

** Denotes new member that provided GHIN